

7 August 2017

**Manager-Listing
National Stock Exchange of India Limited
Exchange Plaza,
Bandra Kurla Complex,
Bandra (E),
MUMBAI -400 051**

Dear Sir,

Sub: Schedule of Investor(s)/Analyst(s) meet and presentation

Pursuant to the SEBI (Listing Obligations and Disclosure Requirements) Regulations, 2015, we wish to inform you that the following is the schedule of Investor(s)/ Analyst meet scheduled during August 2017:

Date of Meeting	Place of Meeting
4 August 2017; 9 August 2017; and 10 August 2017	Mumbai

Please find enclosed a copy of the Investor presentation used for the above meetings. The aforesaid presentation is uploaded on the website of the Company at www.mphasis.com.

We request you to kindly take the above on record as required under the aforesaid regulation.


Thanking You,

Yours faithfully,
For Mphasis Limited



A. Sivaram Nair
EVP, Company Secretary, General Counsel & Ethics Officer



Encl: As above 

MPHISIS OVERVIEW



DISCLAIMER

By accessing this presentation, you agree to be bound by the trailing restrictions and limitations. This presentation has been prepared by Mphasis Limited (the "Company") solely for your information and may not be distributed, reproduced, or redistributed or passed on directly or indirectly to any other person, whether within or outside your organization or firm, or published in whole or in part, for any purpose by recipients directly or indirectly to any other person. The Company may alter, modify or otherwise change in any manner the contents of this presentation, without obligation to notify any persons of such change or changes.

This presentation may contain certain "forward looking statements". These statements include descriptions regarding the intent, belief or current expectations of the Company or its management and information currently available with its management, including with respect to the results of operations and financial condition of the Company. By their nature, such forward-looking statements are not guarantees of future performance and involve risks and uncertainties, and actual results may differ from those in such forward-looking statements. Against the background of these uncertainties, readers should not rely on these forward-looking statements. The Company assumes no responsibility to update or revise or adapt any forward-looking statement to future events or developments.

This presentation contains certain supplemental measures of performance and liquidity that are not required by or presented in accordance with accounting standards applicable in India, and should not be considered an alternative to reported profit, operating revenue or any other performance measures or an alternative to cash flow from operations as a measure of liquidity of the Company.

No representation, warranty, guarantee or undertaking (express or implied) is made as to, and no reliance should be placed on, the accuracy, completeness or correctness of any information contained herein, and no liability whatsoever is accepted as to any errors, omissions or misstatements contained herein.

In no event shall the Company be responsible to any person or entity for any loss or damage, whether direct, indirect, incidental, consequential or otherwise, arising out of access or use or dissemination of information contained in this presentation, including, but not limited to, loss of profits.

You must make your own assessment of the relevance, accuracy and adequacy of the information contained in this presentation and must make such independent investigation as you may consider necessary or appropriate for such purpose. Any opinions expressed in this presentation are subject to change without notice and past performance is not indicative of future results.

The information contained herein does not constitute or form part of an offer, or solicitation or invitation of an offer to purchase or subscribe, for securities nor shall it or any part of it form the basis of or be relied on in connection with any contract, commitment or investment decision in relation thereto in India, the United States or any other jurisdiction.



Mphasis at a glance

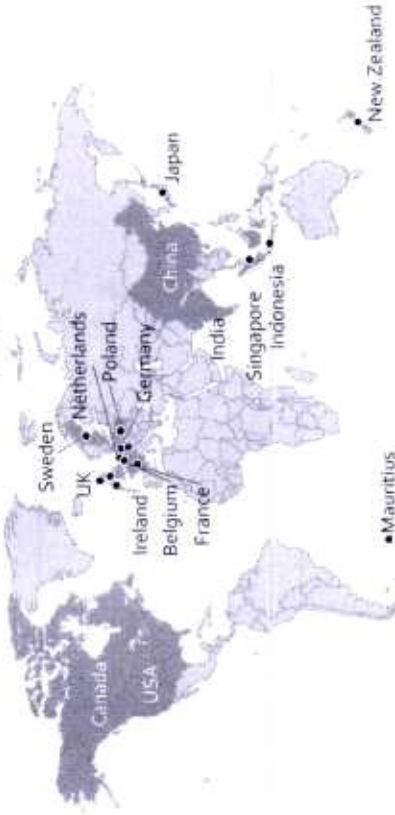
Key Highlights

- Incorporated in 1992
- Marquee clients including 6 of the Top Global Banks, 3 of the Top Global Insurance companies and 7 of the Top Mortgage Lenders
- 60.45% owned by Blackstone⁽²⁾, a Global Private Equity firm

Market Cap. ^(2,3)	Revenue ⁽⁷⁾	Cash ⁽²⁾
USD1.8 Bn	USD 916 Mn	USD 328 Mn
- Steady EBITDA margins with limited volatility over the last 3 years (margins between 14-16%)

Global Delivery Footprint and Sales Coverage

Headcount of 21,897⁽¹⁾



70% of Revenue from Direct International⁽⁴⁾



- Direct International
- HP/DXC
- Direct Others

Deep domain expertise in BFSI⁽⁴⁾



- Banking and Capital Markets
- Insurance
- Emerging Industries
- ITCE⁽⁶⁾

Geographical Split of Revenue^(4,5)



- Americas
- EMEA
- India
- Rest of World

Global IT solutions provider with a strong domain expertise in BFSI, backed by a high quality sponsor

Note: USD/MR: 64.53; HP: Hewlett-Packard; DXC: DXC Technology; BSE: Bombay Stock Exchange; NSE: National Stock Exchange
 (1) As of June 30, 2017, including both employees and contractors
 (2) As of June 30, 2017, following the Buyback of Mphasis's equity shares which occurred on June 2, 2017
 (3) Based on 219,412,080 shares outstanding as of 31 March 2017 adjusted for the buyback of 17,700,078 shares on June 2, 2017 and closing share price of INR 599.50/share for Mphasis on NSE at June 30, 2017
 (4) Breakup based on Q1 FY18 revenues from operations excluding profit from cash flow hedges
 (5) Revenues by geographic area are based on the geographical location of the client
 (6) ITCE: Information Technology, Communication & Entertainment
 (7) 12 months ended June 30, 2017



Direct International and HP channels are key drivers of Mphasis' revenue and profitability

Channels	% of Sales ⁽¹⁾	Description	Strategy
Direct International	FY17 72%	<ul style="list-style-type: none"> Revenue grown at a CAGR of 13% in the last three fiscal years Core business primarily serving strategic clients with long standing relationships <ul style="list-style-type: none"> Average relationship of 12 years for top 15 clients Focus on select sub verticals in BFSI (Consumer Banking & Mortgage, Wealth Management and P&C Insurance) Strong capabilities in NextGen services such as Cloud Services and Cognitive Computing NewGen services contribute 44% of Direct International revenues and 61% of Direct International TCV wins in FY17, and has grown at a CAGR of 25% in the last three fiscal years 	<p>Continue to target above market growth via:</p> <ul style="list-style-type: none"> Continued mining of existing strategic accounts Tapping new opportunities from the Blackstone portfolio New client acquisitions by leveraging on domain and NewGen expertise
HP/ DXC	FY17 24%	<ul style="list-style-type: none"> Relationship transformed from being an in-house subcontractor to a strategic partner Working with multiple entities: DXC, HPE, HPI and Micro Focus <ul style="list-style-type: none"> Mphasis is a preferred service provider MSA that can last up to 11 years⁽²⁾ with guarantee of USD 990 Mn provides Mphasis a stable revenue base with upside growth potential and revenue visibility Opportunity to work not just with HP, but HP's customers as well across multiple segments such as airlines, telecom and healthcare 	<p>Return back to growth via:</p> <ul style="list-style-type: none"> Cloud solutions partnership with DXC Growth opportunities across entities
Direct Others	FY17 4%	<ul style="list-style-type: none"> Direct others includes the domestic ATM and emerging application businesses In Feb-16, Mphasis outsourced the operations of its domestic ATM managed services business 	<p>Focus on margin expansion</p>

Direct International and HP/DXC channels account for 96% of the FY17 sales⁽¹⁾ of Mphasis

Note: CAGR: Compounded Annual Growth Rate, ATM: Automated Teller Machine, HPE: HP Enterprise, HPI: HP Inc, DXC: DXC Technology

(1) Revenue from operations excluding profit from cash flow hedges


(2) 5-year MSA with automatic renewals of three consecutive two year terms



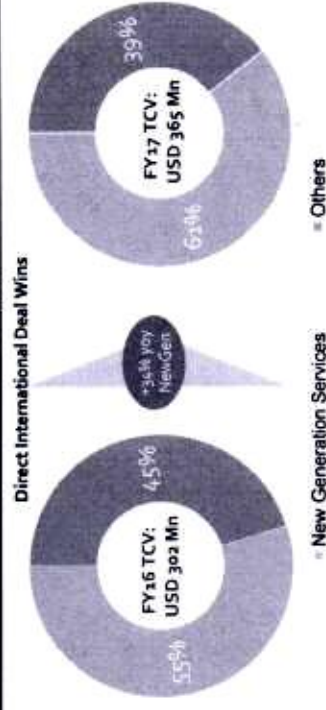
Strong platform for growth supported by significant wins in NewGen

- Direct International is Mphasis' primary growth engine, accounting for **72% of revenues⁽¹⁾** for FY 2017
 - Direct Core accounts for 74% of Direct International revenues in FY17
 - Direct Core grew at a 15% CAGR over the last 3 years
- Differentiated go-to-market strategy to identify growth pockets in client accounts
- Growth has been driven by **significant deal wins in NewGen⁽³⁾** services, which has increased by 34% yoy by TCV in FY17
 - NewGen revenues have grown at a **25% CAGR** in the last 3 years
 - NewGen now accounts for **44%** of Direct International revenues in FY17, up from 36% in FY15

Strong Direct International Revenues ^(1,2)



Supported by significant wins in NewGen⁽³⁾



Increasing expenditures on emerging technologies – NewGen services has been a key driver of deal wins and growth in Direct International

Note: TCV: Total Contract Value
 (1) Breakup based on revenue from operations excluding profit from cash flow hedges
 (2) FY15 is based on Indian GAAP, FY16 is based on Special Purpose Ind. AS, and FY17 is based on Ind. AS
 (3) New Generation (NewGen) includes Digital, Governance Risk & Compliance (GRC) and Next Generation (NextGen)



Deep domain strength built by years of relationship with marquee clients

Deep Domain Expertise in Select Micro Verticals

Direct International Revenues by Micro Verticals (FY17)



- Consumer Banking and Mortgage
- P&C Insurance
- Other Verticals
- Wealth Management
- Other BFSI

✓ Mphasis is focused on **select micro verticals within BFSI**, such as Consumer Banking & Mortgage, Wealth Management, P&C Insurance and Others

- Well entrenched within multiple business lines/ divisions within each client
- 78% of BFSI revenues⁽¹⁾ come from three focus micro verticals – Consumer Banking & Mortgage, Wealth Management and P&C Insurance

- Go-to-Market optimized for catching deals upstream: Robust account planning for selecting early engagement areas based on spend, competition and ability to win
- Proactive customer management: Onsite Global Delivery Account Leader (GDAL) works proactively with the customer to address issues in real time; service delivery excellence and CSAT focus

Note: BCM: Banking, Capital Markets, CSAT: Customer Satisfaction, P&C: Property and Casualty
 (1) Excluding revenue from Other Verticals

Driven by Strong Client Relationships

Top 15 Direct International Clients

Client	Years of relationship
1. Large North American Bank	18
2. Global Bank	8
3. Large Global Insurer	14
4. Leading Investment Services Firm	17
5. Large Logistics Company	21
6. Niche US West Coast Bank	5
7. Leading US Bank	2
8. Large Real Estate Company	6
9. Leading Loan Mortgage Company	9
10. Large Global Bank	13
11. Leading General/Life Insurance Company	14
12. Leading US Bank	14
13. Large Pharmaceutical Company	16
14. Leading General Insurance Company	4
15. Top 3 UK Bank	13
Average	12

✓ **Long relationships with marquee clients**

- 6 of the top global banks, 7 of the top mortgage lenders and 3 of the top insurance companies
- Top 15 Direct International clients have an average relationship tenor of 12 years
- 13 out of top 15 clients are in the BFSI vertical



Accelerating Direct International growth by building Cloud and Cognitive solutions



Cloud Services

- **Cloud CoE – Investing in building IP / Accelerators**
 - **End to end Services** – including Cloud Consulting, Cloud Migration (re-host, re-factor, re-purchase), Cloud Native App Dev, DevOps, Cloud Ops
- **Strong Cloud Partnership Network – Pivotal**
 - Setting up a Pivotal Lab to build skillset for next application development and migration on the pivotal cloud foundry
- **Case Study 1 - One of the Largest Brokerage Firms**
 - We are doing Application migration using Pivotal Cloud Foundry
- **Case Study 2 - Largest Retail Banks in the US**
 - Successfully transitioned middleware into micro services, enabling a faster front end at a lower cost



Cognitive Computing

- **Digital Partner for select Fortune 100 Companies**
- **Developed applications for Apple Pay**
- **Introduced Semantic technology to a Large NA bank**
- **Pioneer of integrating Natural Language Interaction with workforce management firm**
- **Set up NextLabs:**
 - **Next Angles** – AI and NLP based GRC Automation platform
 - **Deep Insights** – Cognitive computing platform, which transforms enterprise decision by depth analysis of structured and unstructured data sources
 - **InfraGenie** – Intelligent infrastructure automation platform that predicts, diagnoses and resolves infrastructure issues
 - **HyperGraf** – Actionable insights by bridging the gap between enterprise data and external data



Accelerating Direct International : Mphasis X2C²™ - Front to Back Transformation

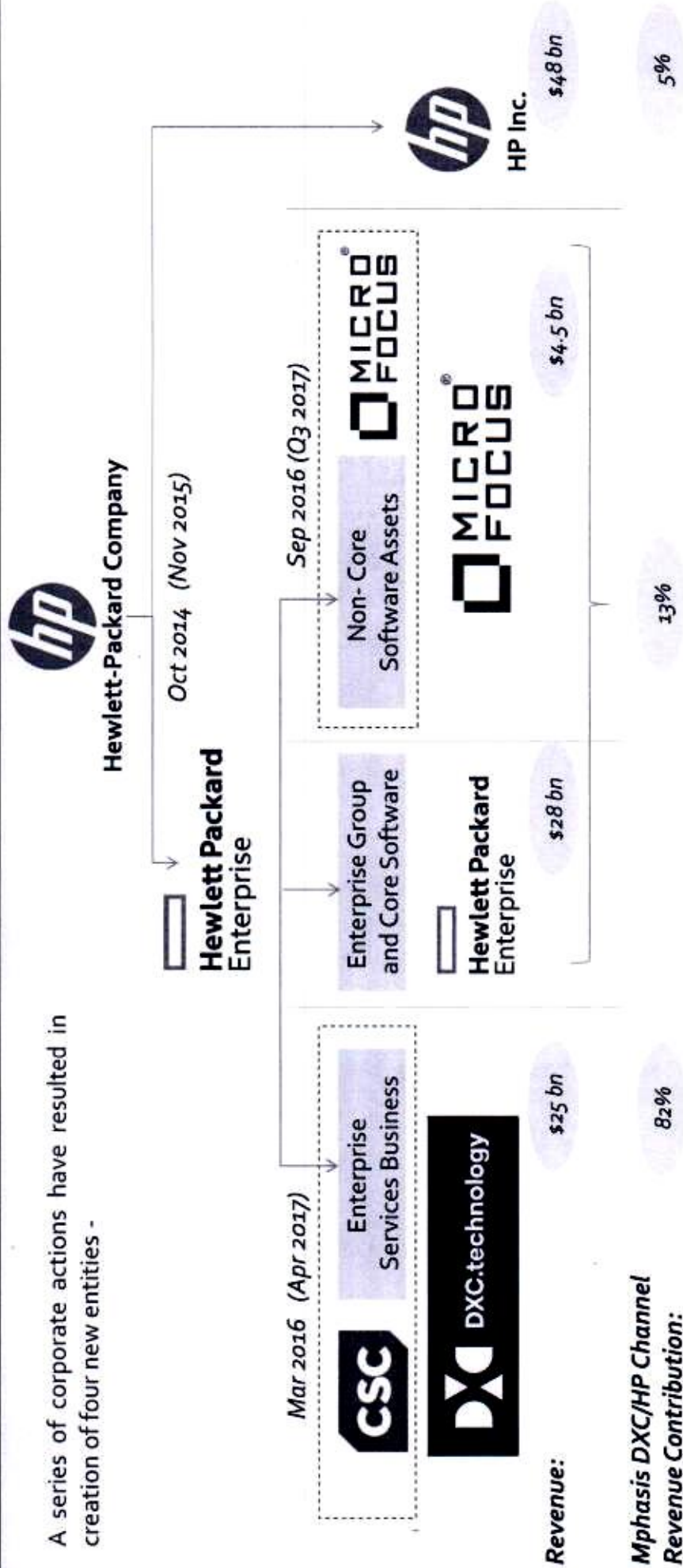


X2C² Enabled by Cloud & Cognitive



Strategic Partnership with DXC/HP: Transformed Relationship with four Growth Engines

A series of corporate actions have resulted in creation of four new entities -




Mphasis is a preferred supplier to each of these four entities



Levers for margin improvements

Successful EBIT⁽¹⁾ margin improvement track record

(INR Mn)



- ✓ EBIT margins have improved from 13% in FY15 to 15% in FY17
- ✓ Successful track record of margin improvements through initiatives such as:
 - Divestment of domestic BPO business
 - Stabilization of the Product Portfolio (Eldorado)
 - Outsourcing the operations of the ATM business

Further levers for improvement

Pyramid Optimization

- Increase share of fresher and junior resources which improves billing multiples

Automation

- Increased use of robotics and non-linear models to drive productivity and protect the core business

People Supply Chain

- Matching resources with appropriate skill-sets to enhance utilization

Strategic Shoring

- Delivery from most optimal locations

Commercial Model

- Increasing share of fixed price contracts and managed services business

Margin improvements and cost savings at each level, along with an increasing trend of non-linear revenues

Note: EBIT: Earnings before Interest and Tax, EBIT margin means EBIT divided by revenue from operations
 (1) FY15 is based on Indian GAAP, FY16 is based on Special Purpose Ind-AS, and FY17 is based on Ind-AS



Leadership team with track record of customer, talent and value retention



Nitin Rakesh
CEO and Executive Director

- CEO and Executive Director at Mphasis
- Previously CEO and President of Syntel
- >20 years experience



V. Suryanarayanan (Surya)
CFO & EVP

- CFO at Mphasis
- Recipient of the CFO India award
- 30 years experience



Dinesh Venugopal
President – Direct Core and Digital

- Global head of Direct Core and Digital business across industry verticals
- >20 years experience



Elango R
President – HP Business Unit

- Heads Sales and Delivery of all business lines in HP Channel
- >20 years experience



Srikanth Karra
Chief Human Resource Officer

- Chief Human Resource Officer at Mphasis Group
- >27 years experience



Gopinathan Padmanabhan
President – Global Delivery

- Responsible for Global Delivery of services in all business lines – Applications, Infrastructure and BPS
- 35 years experience



Rajesh Makinja
Head (Product Portfolio), CMO Mphasis Group

- Responsible for three key portfolios: Product Portfolio Group, Marketing & Alliances and Mergers & Acquisitions
- >25 years experience



Puneet Bhirani
CEO – Digital Risk

- Responsible for P&L of Digital Risk business
- >20 years experience



Sivaram Nair
Company Secretary, General Counsel

- Heads the Secretarial, Legal, Ethics and Internal Audit Departments
- >25 years experience

Highly seasoned leadership team with an average of over 20 years of experience in the industry



Strong governance and internal controls

Overview

- Board of Directors comprises of nine members, three of whom are independent



Davinder Singh Brar
Chairman, Independent Director

- Promoter of GVK Biosciences
- Formerly Director of the Reserve Bank of India (RBI)



Jan Kathleen Hier
Independent Director

- Formerly an Executive VP at Charles Schwab
- Served as VP of engineering at Transaction Technology, a Citicorp subsidiary



Paul James Upchurch
Non-Executive Director

- Leads the Enterprise Systems function within The Blackstone Group's Portfolio Operations group
- Formerly an Executive VP at Nielsen




Nitin Bakesh
CEO and Executive Director

- CEO and Executive Director at Mphasis
- Previously CEO and President of Syntel



David Lawrence Johnson
Non-Executive Director

- Senior Advisor at Blackstone based in New York
- Formerly Senior VP of Strategy at Dell



Anil Dhill
Non-Executive Director

- Senior Managing Director and Head of Private Equity in India for Blackstone
- Formerly a Principal at Warburg Pincus



N Kumar
Independent Director

- Vice Chairman of The Sammar Group, a multinational conglomerate
- Honorary Consul General of Greece in Chennai



Darfo Zamanian
Non-Executive Director

- Innovations and Infrastructure Consultant for Blackstone
- Previously Global VP and a Worldwide General Manager at Dell

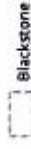


Amit Dalmia
Non-Executive Director

- Executive Director in the Corporate Private Equity group in Blackstone
- Formerly served various management roles at Hindustan Unilever India

- Listed on BSE and NSE and maintains a high standard of governance and transparency as a listed entity
- Various committees have been set up by the Board of Directors to provide oversight of activities

Private equity ownership plus listed company status provides for strong corporate governance and transparency




Independent Directors




Robust financials

Revenue by Segment (INR Bn)^(1,2)




Improvement in Days Sales Outstanding ("DSO")




- Stringent receivable collection policy reflected by the improvement in DSO from 74 days in 1Q15 to 65 days in 4Q17

Improvement in profitability underpinned by robust growth in Direct International channel

EBIT and EBITDA Margins⁽¹⁾



Free Cash Flow ("FCF") / Adj. EBITDA^(1,3)



Note: EBIT consists of profit before tax, finance cost and exceptional items (net of tax) and other income. EBIT margin means EBIT divided by revenue from operations. EBITDA consists of profit before tax, depreciation and amortization expense, finance cost and exceptional item (net of tax) and other income. EBITDA margin means EBITDA divided by revenue from operations. Adjusted EBITDA consists of EBITDA plus interest income on bank deposits, long term bonds and others, dividend income on investments, fair value gain / (loss) on financial instruments at fair value through profit and loss and profit on sale of investments.

(1) FCF is based on Indian GAAP. FY16 is based on Special Purpose Ind AS, and FY17 is based on Ind AS

(2) Break up based on revenue from operations excluding profit from cash flow hedges

(3) Free cash flow is defined as net cash flow from operating activities before exceptional item, add dividend income, add profit on sale on investments, add interest income (including fair value changes), less interest expenses (including exchange difference considered as adjustment to borrowing cost), less purchase of property, plant and equipment and add proceeds from sale of property, plant and equipment



Awards & recognitions



FINANCIAL EXPRESS
Cloud Solutions
Award 2016 by The Financial Express



Technology Senate
Uptime Champion
Award 2016 by Technology Senate



The Silicon Review
Ranked #2 in The Silicon Review's Top 30 Fastest Growing Tech Companies 2016



Most Distinguished Digital Company of the Year Award 2015 by The Economic Times



Ranked #29 in American Banker and BAI's FinTech Forward Top 100 2015



Innovation and Excellence Award 2015 for Global Technology Solution Services by Corporate Livewire



Silver Medal in the APAC Large Outsourced Contact Center Category of the Best Contact Center Awards 2014



Ranked #55 on the Global Outsourcing 100 Awards 2014 by The International Association of Outsourcing Professionals (IAOP)

Multiple Awards Recognizing Excellence in Innovation and Service Quality

